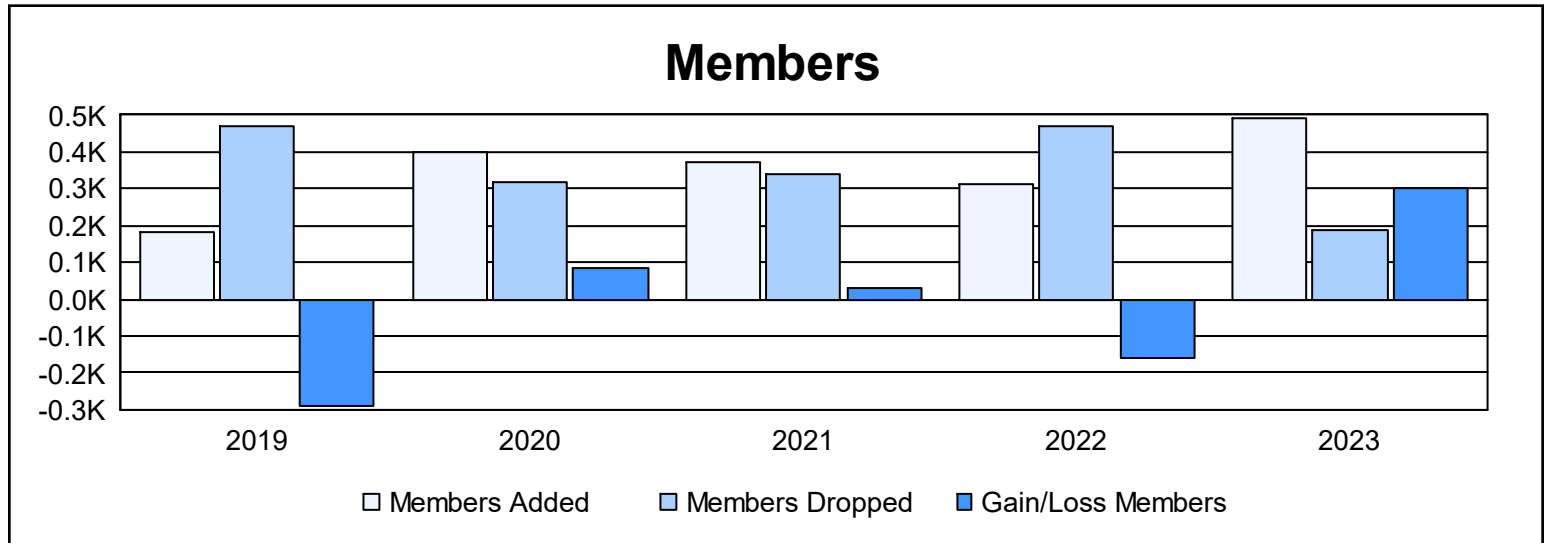
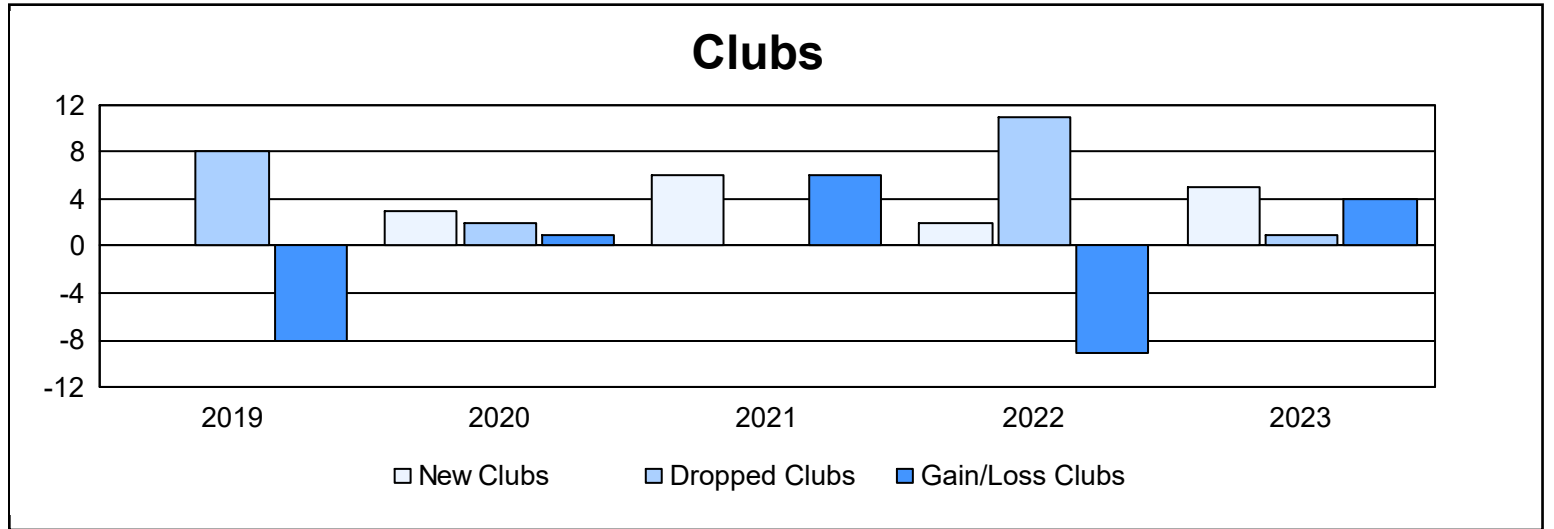
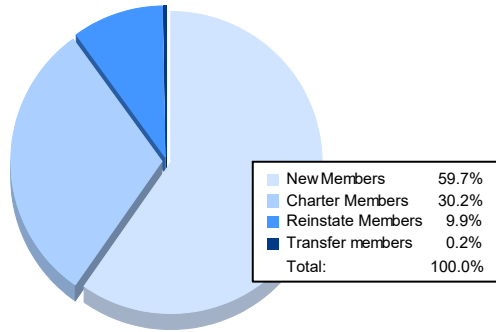


| Year | New Clubs | Dropped Clubs | Gain/ Loss Clubs | New Members | Charter Members | Reinstate Members | Transfer Members | Total Member Added | Total Members Dropped | Gain/ Loss Members |
|----------------|-----------|---------------|------------------|-------------|-----------------|-------------------|------------------|--------------------|-----------------------|--------------------|
| 2018-2019 | 0 | 8 | -8 | 140 | 26 | 13 | 2 | 181 | 470 | -289 |
| 2019-2020 | 3 | 2 | 1 | 224 | 80 | 94 | 2 | 400 | 316 | 84 |
| 2020-2021 | 6 | 0 | 6 | 190 | 137 | 43 | 2 | 372 | 342 | 30 |
| 2021-2022 | 2 | 11 | -9 | 240 | 60 | 10 | 2 | 312 | 470 | -158 |
| 2022-2023 | 5 | 1 | 4 | 295 | 149 | 49 | 1 | 494 | 190 | 304 |
| Average | 3 | 4 | -1 | 218 | 90 | 42 | 2 | 352 | 358 | -6 |



Membership Composition June 2023 Cumulative



Gender Composition June 2023 Cumulative

